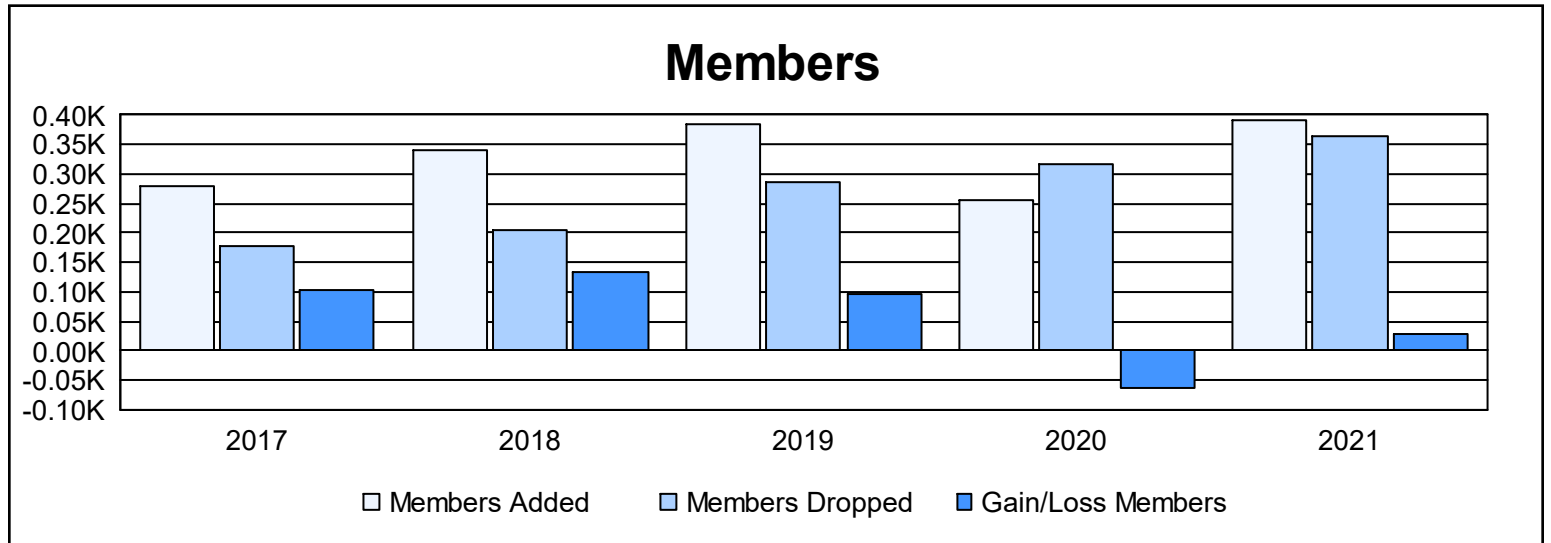
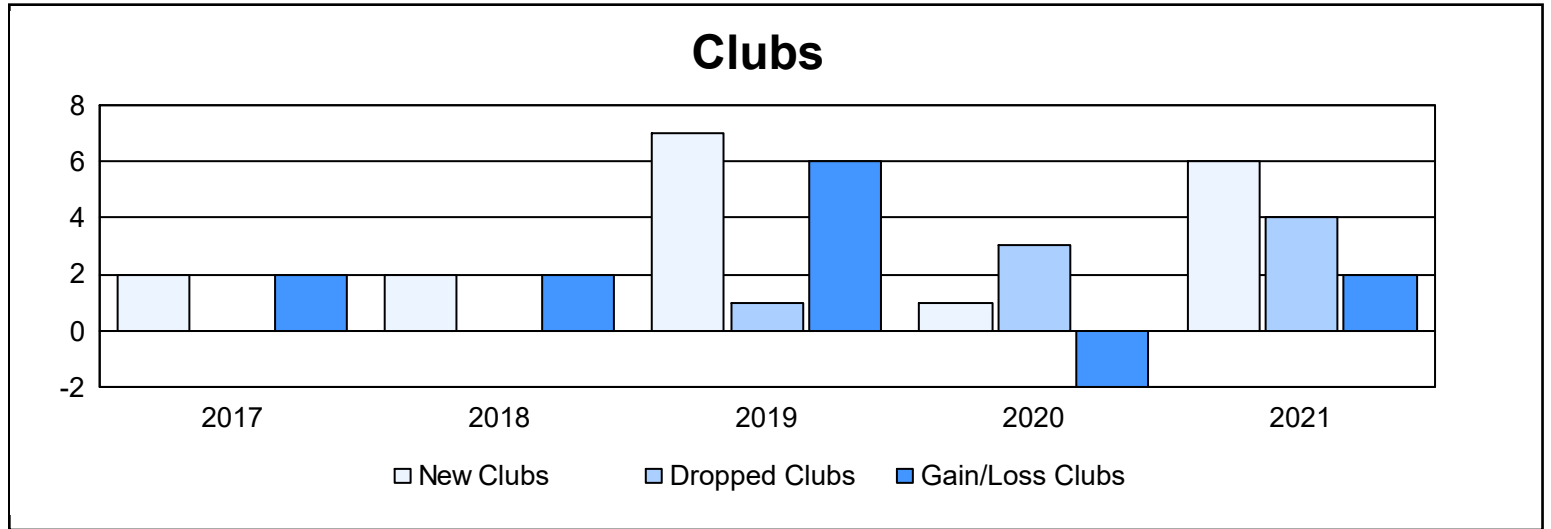
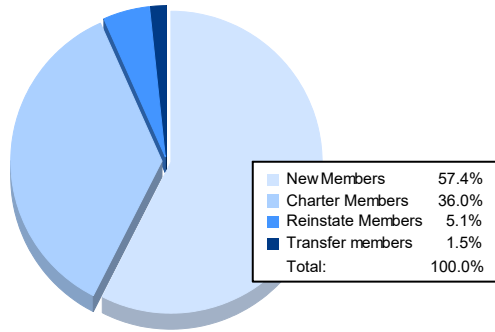


Year	New Clubs	Dropped Clubs	Gain/ Loss Clubs	New Members	Charter Members	Reinstate Members	Transfer Members	Total Member Added	Total Members Dropped	Gain/ Loss Members
2016-2017	2	0	2	210	68	2	0	280	178	102
2017-2018	2	0	2	266	67	7	1	341	206	135
2018-2019	7	1	6	152	203	22	6	383	287	96
2019-2020	1	3	-2	201	44	5	4	254	317	-63
2020-2021	6	4	2	225	141	20	6	392	364	28
<b>Average</b>	<b>4</b>	<b>2</b>	<b>2</b>	<b>211</b>	<b>105</b>	<b>11</b>	<b>3</b>	<b>330</b>	<b>270</b>	<b>60</b>



### Membership Composition June 2021 Cumulative



### Gender Composition June 2021 Cumulative

